

Your guide to hard surface flooring

An essential resource to selecting a long-lasting hard surface floor that's right for you



Timber / Laminate / Cork / Hybrid / Leather



Welcome

If you are looking for long-lasting flooring for your home, our guide helps you choose the right hard surface product for you. Whether you are building or renovating, we'll highlight key areas to consider to make an informed decision. Let's discover the right floor for you!

Contents

Where to start? page 2
Create a clear vision
Consider performance

Lifestyle factors page 5
Your lifestyle factors
Comparison key
Joint systems

Comparing products page 8
Wood/timber
Laminate
Cork + CorkWood
Hybrid
Leather

The details matter page 16
Underlay
Trims
Installation
Sustainability
Aftercare

Flooring checklist..... page 21

Contact us..... page 22



Need advice now? Contact us

Hamilton Showroom

☎ 07 959 1861

📍 Level 1, 79 Church Road, Hamilton

Tauranga Showroom

☎ 021 977 548

📍 12/8 Toorea Street, Pāpāmoa Beach, Pāpāmoa





Where to start?

With so many hard flooring options to choose from, it can be overwhelming to know where to start. But, don't worry! We know that creating a clear vision and focusing on product performance will serve as an excellent starting point for your new build or renovation journey.

Create a clear vision

To make your renovation or new home build a success, it's essential to have a clear vision of the interior style you would like.

Begin by selecting wall colours, textures, furniture, and decor pieces that complement each other. If you're uncertain about how these elements work together, consider talking to an interior designer or colour consultant.

Next, it's time to consider the type of flooring that best suits your style.

You might opt for a classic wood plank design, a patterned wood look like herringbone or chevron, a tile-look surface, or perhaps something unique such as cork or leather flooring.

It's important not to choose a specific flooring product at this stage, but to consider all the options. First and foremost, consider performance and suitability for your needs.



Consider performance

Product performance is often overlooked when selecting a floor, yet it is the most crucial aspect to consider. Many people make the mistake of choosing a floor based on colour and price.

However, performance needs to be the primary factor in decision-making, as some flooring surfaces may better suit your needs than others while still achieving the same aesthetic.

The interior images below show a light-coloured wood-look floor that are very similar in aesthetic. However, each floor surface is a different hard flooring product, each with its own set of performance qualities

When choosing a hard surface floor, first understand what each product offers so that you can match its unique qualities with your lifestyle requirements.

“performance needs to be the primary factor in decision-making, as some flooring surfaces may better suit your needs than others while still achieving the same aesthetic.”





Lifestyle factors

A floor is never good value if it needs to be replaced before the end of its lifetime. It's essential that you choose a long-lasting floor that can live up to your lifestyle. We have narrowed down ten key factors to consider when selecting a floor.

Your lifestyle factors

When evaluating flooring performance, it is crucial to consider your lifestyle factors. While it would be ideal if there were a one-size-fits-all solution, different households will have different needs when searching for a long-lasting floor.

Comparison key

Use the list below to help you determine which factors are most important to you. By identifying your priorities, you can refer to the corresponding icons in the *Compare Products* section to see how different flooring surfaces might perform in your home.



Water resistance



Hard-wearing surface



Sun/fade resistance



Children & pets



Stain resistance



Environment



Warmth & comfort



Cost



Quietness



Repairability

Joint systems

In the 20 years we have been installing floors, we have found two main methods for connecting boards that we trust: the traditional T&G (tongue-and-groove) system that's used exclusively on our glued timber floors, and the mechanical interlocking system called Uniclic® for floating floors – ranges installed without glues or adhesives.

As new methods are developed, we assess these to make sure we continue to provide a quality installation.



T&G

- Firmer feel that's quieter underfoot
- No expansion joints for a seamless look
- Slower and more costly to install



Uniclic®

- Reversible joint allows repairability
- Prevents gaps and warps between boards
- Requires expansion joints in larger areas



Compare products

The following pages provide a general overview of popular hard surface ranges. This will give you an idea of which product may be better suited to your lifestyle and live up to your needs.

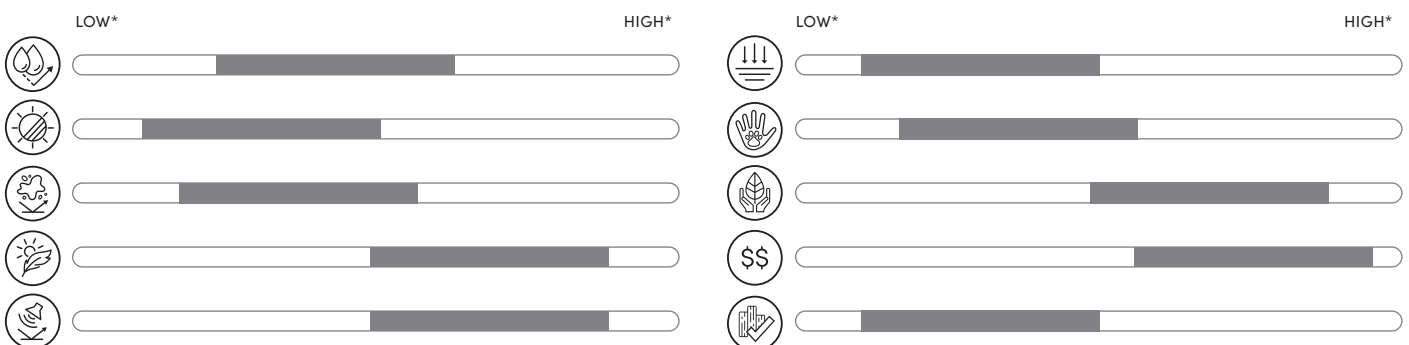


Timber



Timber floors offer a luxurious and timeless charm. There are two types of wood flooring available: T&G solid timber, which is glued and finished with polyurethane, and pre-finished engineered timber flooring that has a strengthened core, and can be installed as glued or floating.

Engineered timber flooring has become a popular choice in New Zealand homes because it addresses some of the limitations of solid timbers.



*Charts show an average of all ranges and individual products may differ. Contact us for more information

What to look for?

Quality wood/timber floors feature:

- High-quality, pre-finished or custom finished coatings
- A re-sandable surface layer
- Floating floor or glued to sub-floor installation
- A variety of wood grades for a clean or rustic finish
- Unmatched natural beauty of a real timber surface



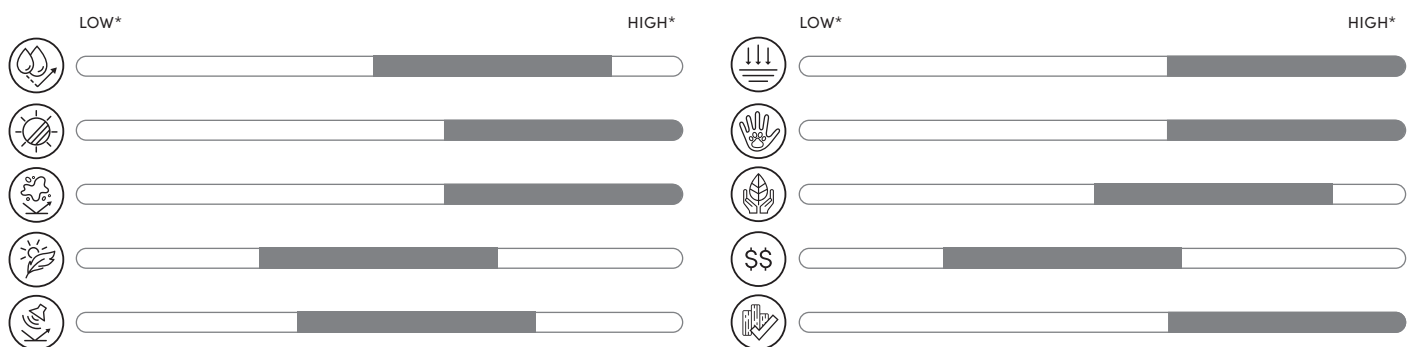


Laminate



Laminate floors are durable, cost-effective and provide a long-lasting alternative to timber flooring. Authentic textures and colours create an indistinguishable wood look that adds elegance to any space.

Whether you have children, pets, or lead a busy lifestyle, laminate flooring is the perfect choice for those needing a floor surface to withstand it all.



*Charts show an average of all ranges and individual products may differ. Contact us for more information

What to look for?

Quality laminate floors feature:

- High-quality, pre-finished or custom finished coatings
- A re-sandable surface layer
- Floating floor or glued to sub-floor installation
- A variety of wood grades for a clean or rustic finish
- Unmatched natural beauty of a real timber surface





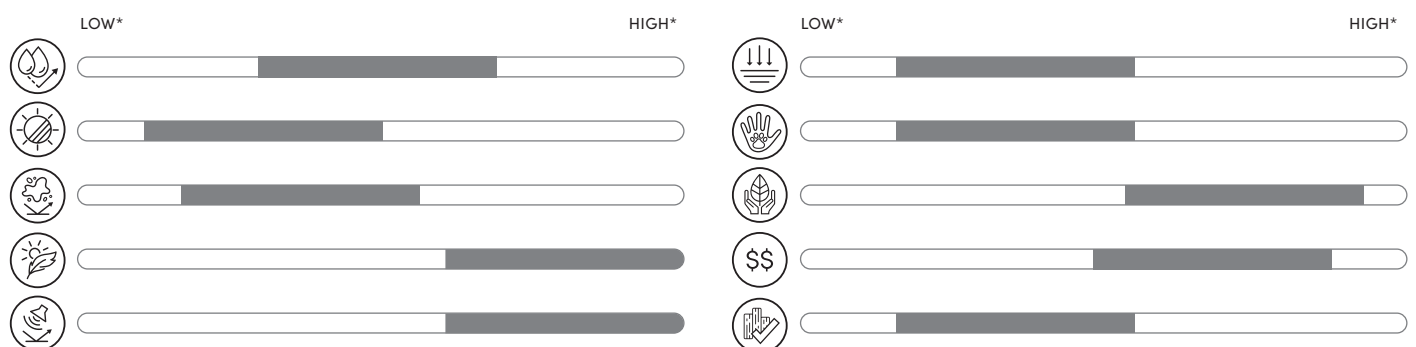
Cork + CorkWood



Cork and CorkWood floors are warm, quiet, and comfortable. Antibacterial cork backing actively fights against mould and mildew. Cork offers a traditional look, while CorkWood combines the look of timber with the advantages of cork.

Quality floors feature:

- High-quality pre-finished coatings
- FSC® certified cork



*Charts show an average of all ranges and individual products may differ. Contact us for more information



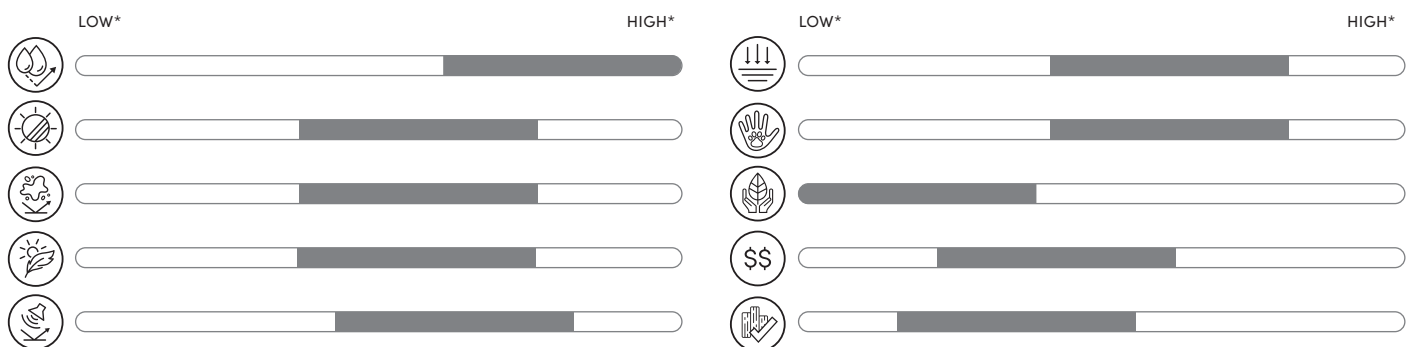
Hybrid (Hybrid Vinyl / SPC / WPC)



Hybrid Vinyl flooring is completely waterproof, easy to clean, and mimics the look of natural timber or tiles. Hybrid floors are ideal for wet areas such as bathrooms, laundries, and pool houses, and offer fast installation for home renovations.

Quality floors feature:

- Virgin vinyl for a longer-lasting healthier floor
- Quiet and comfortable underfoot



*Charts show an average of all ranges and individual products may differ. Contact us for more information



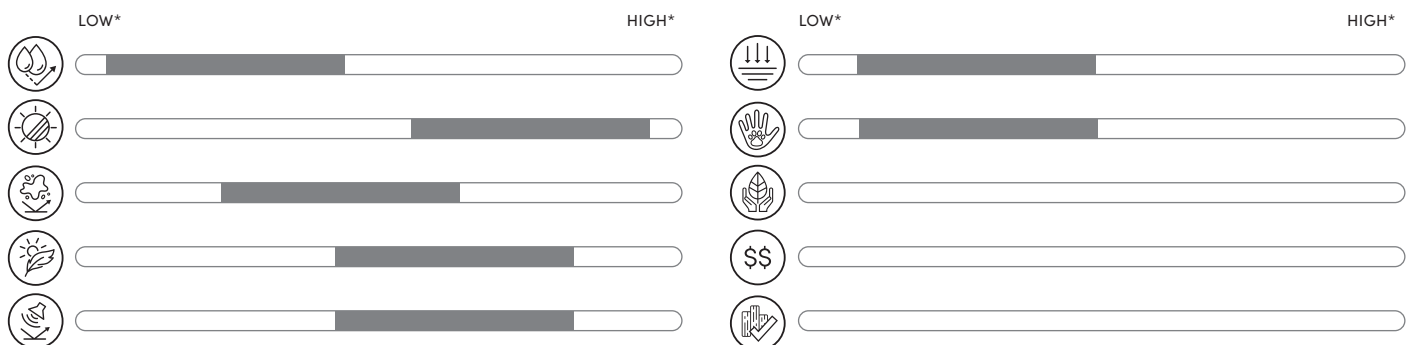
Leather




Leather flooring is crafted from 100% recycled and reclaimed leather and offers a striking designer look that's warm and soft underfoot – a perfect fit for offices, media rooms, bedrooms, or sitting rooms.

Quality floors feature:

- Toughened leather surface for a statement look
- FSC® Certified, built-in antimicrobial cork underlay



*Charts show an average of all ranges and individual products may differ. Contact us for more information



The details matter

We know that the small details matter to ensure that your selected product is installed to a high standard. The following pages cover some finer details you will need to consider before installing your floor.


Underlay

Underlay is essential for floating floors, concealing minor subfloor imperfections, and offering a moisture-resistant barrier. When installing floating floors, we recommend that you prioritise your underlay selection.

We offer two high-quality underlays: standard and noise-reducing. Opt for the noise-reducing option to enjoy up to 30% reduction in footfall noise. It's ideal for multi-story homes and apartments, larger open areas, and is the preferred choice for most homeowners.



Standard underlay*



Noise reducing underlay*

Trims

Trims are required where floating floors meet window joinery and other surfaces. Our trims create a seamless transition, eliminating any visible gaps while allowing for necessary expansion and contraction.

Explore our options below to discover the perfect trim that adds a discreet and professional touch to your hard surface floor installation.



**Standard trim to joinery:
silver or champagne**



**Powder coated trim to carpet:
matched to closest colour**



**Incizo trim to carpet:
wider wood look matched to floor**

Installation

The installation method will be based on the manufacturer's instructions for your chosen flooring product. In some cases, you may have the flexibility to choose. However, we recommend discussing the pros and cons of each installation method with our team during your consultation to find out which is the best option for you.

Floating floors

The boards are locked together by a glue-free mechanical joint system and laid on the subfloor without glue or nails.


A good floating floor will have a reversible joint for repairability, and the best installation will include rebating into skirting boards and kitchen toe kicks to give a seamless and professional finish.



Glued floors

Direct-stick or glued, pre-finished or custom-finished timber flooring is installed with a specialist glue which includes a moisture barrier to prevent damage to the wood from underneath. Each plank is bonded to the sub-floor, providing a solid, unmovable finish.

Glued floors must be installed before the kitchen and skirting boards.



Sustainability

As a renewable resource, trees play a vital role in combating climate change. By managing our forests sustainably, timber can become an infinite resource. That's why all our timber ranges carry the PEFC label, guaranteeing that the wood in your flooring comes from sustainably managed forests.

In line with our commitment to sustainability, the wooden core of our laminate flooring is 100% recovered wood, reducing our ecological footprint. Visit our website for more information: floorboards.co.nz/sustainability

Aftercare

Specific cleaning kits and instructions are provided with your flooring when supplied and installed by Floorboards. Cleaning kits are easy to use and designed to help keep your new hard floor looking and performing impeccably long after installation. Cleaning kits can also be purchased directly from Floorboards. Just ask one of our team.



Flooring Checklist

Please complete and email to info@floorboards.co.nz
or bring the completed form with you to your consultation

1. Tick your lifestyle factors:

- | | |
|--|---|
| <input type="checkbox"/> Water resistance | <input type="checkbox"/> Hard-wearing surface |
| <input type="checkbox"/> Sun/fade resistance | <input type="checkbox"/> Children & pets |
| <input type="checkbox"/> Stain resistance | <input type="checkbox"/> Environment |
| <input type="checkbox"/> Warmth & comfort | <input type="checkbox"/> Cost |
| <input type="checkbox"/> Quietness | <input type="checkbox"/> Repairability |

Other - please specify below:

2. What is your preferred flooring surface?

- | | |
|--|---------------------------------------|
| <input type="checkbox"/> Wood/timber | <input type="checkbox"/> Plank |
| | <input type="checkbox"/> Herringbone |
| | <input type="checkbox"/> Chevron |
| <input type="checkbox"/> Wood-look | <input type="checkbox"/> Laminate |
| | <input type="checkbox"/> Cork |
| | Plank width: |
| | <input type="checkbox"/> Narrow |
| | <input type="checkbox"/> Standard |
| | <input type="checkbox"/> Wide |
| <input type="checkbox"/> Tile-look | <input type="checkbox"/> Laminate |
| | <input type="checkbox"/> Hybrid vinyl |
| <input type="checkbox"/> Designer look | <input type="checkbox"/> Cork |
| | <input type="checkbox"/> Leather |

Do you have a specific product or brand in mind?

3. What is your colour or shade preference?

- | | |
|-----------------------------------|----------------------------------|
| <input type="checkbox"/> Light | <input type="checkbox"/> Mid |
| <input type="checkbox"/> Mid-dark | <input type="checkbox"/> Dark |
| <input type="checkbox"/> White | <input type="checkbox"/> Natural |
| <input type="checkbox"/> Brown | <input type="checkbox"/> Grey |

Do you have a specific colour in mind?

4. Which underlay best suits your needs?

Note: Question 4 relates to floating floors only. Please skip this question if you are choosing a glued floor.

- Noise reducing underlay (recommended)

Choose this underlay if you have:

- A larger space
- An area with high traffic use
- Shoes worn inside
- A desire for a firmer feel underfoot

- Standard underlay

Choose this underlay if you have:

- A smaller space
- No shoes worn inside
- A need to keep costs down

5. Tick all surfaces your new hard floor will join onto:

- | | |
|---------------------------------|--|
| <input type="checkbox"/> Carpet | <input type="checkbox"/> Joinery (windows and doors) |
| <input type="checkbox"/> Tile | <input type="checkbox"/> Other - please specify below: |

6. What is your preferred trim style to join your new hard floor to other surfaces?

- Standard - silver or champagne colour
- Powder coated - closest colour match to your joinery
- Incizo - wider wood look trim matched to your floor

7. Do you have underfloor heating?

- Yes No

8. If an event caused damage to part of your hard floor, is repairability important to you?

- Yes, I want to be able to replace individual boards.
- No, I would live with the damage, or look at a complete floor replacement.

floorboards 

Hamilton Showroom

☎ 07 959 1861

📍 Level 1, 79 Church Road, Hamilton

Tauranga Showroom

☎ 021 977 548

📍 12/8 Toorea St, Pāpāmoa Beach, Pāpāmoa

Quotes

✉ info@floorboards.co.nz

🌐 floorboards.co.nz

Contact us

We hope this guide has been helpful for you with the initial stages of your flooring decisions. Contact your nearest Floorboards showroom to arrange a free consultation. We can discuss your project in more details and take you through our flooring samples.

Hamilton Showroom

- ☎ 07 959 1861
- 📍 Level 1, 79 Church Road, Hamilton

Tauranga Showroom

- ☎ 021 977 548
- 📍 12/8 Toorea Street, Pāpāmoa Beach, Pāpāmoa

Quotes

- ✉ info@floorboards.co.nz
- 🌐 floorboards.co.nz

